

VitalSource®

eBooks from ActEd

How to redeem your eTextbook

A three step guide

ActEd have provided you with an eTextbook code.
Follow the simple steps below to gain access to your own copy on your choice of devices.

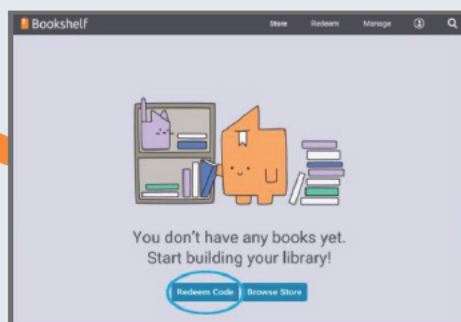
1

Create your account at bookshelf.vitalsource.com if you have not yet done so.



2

Select the Redeem code option from the top menu or click on the button on the page.

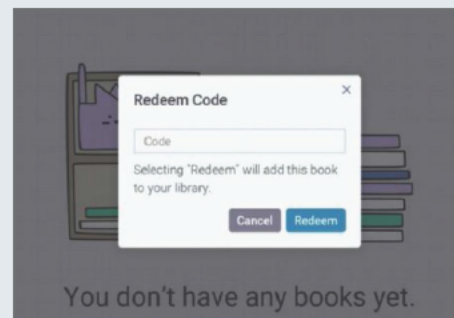


For more information go to:

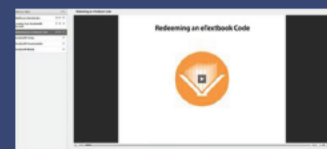
https://acted.co.uk/electronic_ebook.html

3

Enter your code in the box displayed. Selecting redeem will add this book to your library.



For all technical support please visit: support.vitalsource.com



Alternatively have a look at some helpful video tutorials at: <http://hubs.ly/H05cVnv0>